



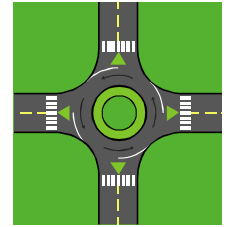
San Bernardino County Department of Public Works



Adopt-A-Road Program



Welcome to the Adopt-A-Road program!



This presentation is intended to be used as a general, safety-training tool.

Please refer to your Encroachment Permit for safety requirements specific to your adoption.

Adopt-A-Road Permit is only for litter removal.

BE PREPARED


Bring your safety gear and plan your day. Pick up your supply of vests, hard hats and trash bags from the County.

All participants shall wear safety vests, hard hats and gloves while on the County right-of-way. Participants shall wear long pants, and hard-soled shoes or boots with ankle support.



PLANNING

On-Site Safety



ON-SITE PARKING

Park in a safe place.

Do not block traffic. Do not park on private property.

Park where you can safely get in and out of your vehicle.

Participant's personal vehicles shall not interfere with the free flow of traffic or pedestrians.



PARK SAFELY

WEATHER

Evaluate weather conditions.

Work must be performed during daylight hours.


If weather, or other adverse circumstances, cause decreased visibility or a public hazard, work shall immediately be discontinued.



CHECK OUTSIDE

HAZARDS

Never risk injury. Leave large, sharp or heavy items. Be aware of the terrain. Evaluate the area for potential hazards such as dogs, bees, powerlines, etc. Stay clear of the road.




EVALUATE SURROUNDINGS

SAFETY PROCEDURES

Review safety procedures on-site.

Participants signed release and waiver forms at the work site and show it upon request to any Department representative or law enforcement officer.



REVIEW

SAFETY GEAR

Wear safety gear.

All participants shall wear safety vests, hard hats and gloves while on the County right-of-way. Participants shall wear long pants, and hard-soled shoes or boots with ankle support.



WEAR IT!

CAUTION

Look out for danger and each other.

Always designate a safety lookout person.

Work shall proceed in the direction facing traffic. Participants shall not work on unstable or slippery ground, on slopes greater than approximately 40°, on bridges, in tunnels, or inside culverts.



LOOK

TRASH PICK-UP

What items to bag:

Small to medium sized items made of:

- Paper
- Cardboard
- Plastic
- Styrofoam
- Wood
- Rubber
- Glass
- metal

Please don't bag:

- Items with sharp edges.
- Large items too big for a bag.
- Heavy items that could tear a bag.
- Containers that are not empty.

Don't forget to collect and redeem recyclable items. Just take them to a local recycle station.



WHAT TO BAG

PILE IT ON

Stack your trash bags in a safe area.

Place the bags away from the road. Place a filled trash bag near any items you are not permitted to bag or move.



STACK

REPORT

To the San Bernardino County Department of Public Works at 909-387-8063:

- Sharp, large, or heavy items.
- Any item in an unsafe location.
- Location of filled trash bags.
- Hazardous substances.

To the San Bernardino County Sheriff at 909-387-8313:

- Crime-scene evidence.

CALL 911:

- Anything that poses and immediate threat.



ALERT

SAFETY CHECKLIST

- Review safety procedures before each work event.
- Park all vehicles where they do not interfere with pedestrians or traffic .
- Proceed in the direction facing traffic and watch oncoming traffic. Post a safety lookout when you are unable to watch oncoming traffic.
- Do not work on slippery ground, on slopes greater than approximately 40°, on bridges, in tunnels, or inside culverts.
- Wear safety gear at all times while in the right of way.
- Wear long pants, gloves, hard-soled shoes or boots with ankle support.
- Place bags at a few feet from the edge of the traffic lanes and off the paved shoulders. Place bags in locations where they are not obstructing drainage and where Department Maintenance staff can easily see and safely retrieve them. Stack bags together and 100 feet from structures (if possible).
- Be very careful when handling any sharp objects. Do not handle “Sharps” (i.e.: needles). Report such findings to your Road Department contact.

DON'T FORGET

Print and sign

the release/waiver form

And

Return your safety gear.



THANK YOU!

Any questions please contact
our Permit Coordinator at
909-387-1863

